


Box Type Met Polyester Film Capacitor, Stacked – JFJ



FEATURES

- High dv / dt ability and small size due to stacked construction
- Non-inductive, Plastic case and epoxy resin

SPECIFICATIONS

Reference Standard	GB7332 (IEC 60384-2)
Climatic Category	55/ 100/ 56
Rated Temperature	85°C
Operating Temperature Range	-55°C ~ +105°C (+85°C to +105°C: decreasing factor 1.25% per for °C V _R (DC)
Rated Voltage	63V, 100V, 250V, 400V, 500V, 630V
Capacitance Range	0.001 ~ 1.0uF
Capacitance Tolerance	±5%(J), ±10%(K), ±20%(M)
Voltage Proof	Type A: 1.6U _R (5s) ; Type B: 1.4U _R (5s)

Insulation Resistance

U _R > 100V	≥30,000MΩ, C _R ≤ 0.33 μF	(20°C, 100V, 1min)
U _R ≤ 100V	≥15,000MΩ, C _R ≤ 0.33 μF	(20°C, 10V, 1min)
	≥5,000s, C _R > 0.33 μF	

Dissipation Factor

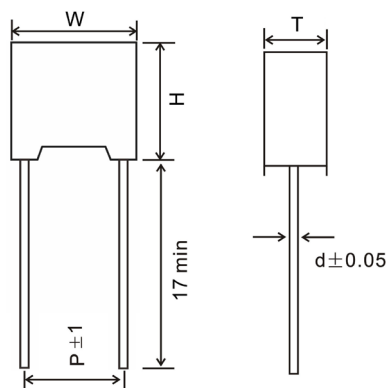
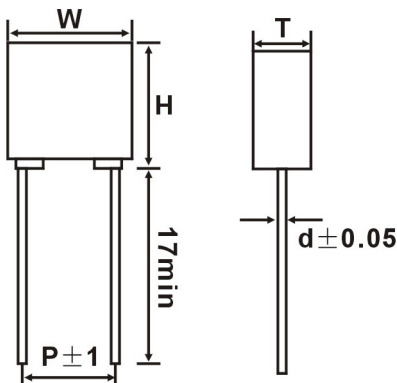
Frequency	C _R ≤ 0.1 μF	C _R > 0.1 μF
1KHz	≤1.0%	≤1.0%
10KHz	≤1.5%	≤1.5%
100KHz	≤3.0%	---

If the working voltage (U) is lower than the rated voltage (U_R), the capacitor can be worked at a higher dv/dt. In this case, the maximum allowed dv/dt is obtain by multiplying the right value with U_R/U.

U _R (V)	dv/ dt (V/ μs)	
	Type A	Type B
63	250	75
100	300	85
250	400	100
400	600	150
500	700	200
630	800	200

DIMENSIONS (mm)

(Capacitor Thickness) T	≤3.5	>3.5
(Lead Wire Diz.) d ± 0.05	0.5	0.6
(Dimension Tolerance: W, H, T)	±0.2	±0.4



Please visit our website to get more update data, those data & specification are subject to change without notice.

Box Type Met Polyester Film Capacitor, Stacked – JFJ

STANDARD SIZE

Type A (P: 5mm)

Series Code for Type A: JFJ0 (please refer to our [Part Number System](#))

(μF)	63VDC			100VDC			250VDC			400VDC			500VDC			630VDC		
	W	H	T	W	H	T	W	H	T	W	H	T	W	H	T	W	H	T
0.0010	7.2	6.5	2.5	7.2	6.5	2.5	7.2	6.5	2.5	7.2	6.5	2.5	7.2	6.5	2.5	7.2	6.5	2.5
0.0012	7.2	6.5	2.5	7.2	6.5	2.5	7.2	6.5	2.5	7.2	6.5	2.5	7.2	6.5	2.5	7.2	6.5	2.5
0.0015	7.2	6.5	2.5	7.2	6.5	2.5	7.2	6.5	2.5	7.2	6.5	2.5	7.2	6.5	2.5	7.2	6.5	2.5
0.0018	7.2	6.5	2.5	7.2	6.5	2.5	7.2	6.5	2.5	7.2	6.5	2.5	7.2	6.5	2.5	7.2	7.5	3.5
0.0022	7.2	6.5	2.5	7.2	6.5	2.5	7.2	6.5	2.5	7.2	6.5	2.5	7.2	6.5	2.5	7.2	7.5	3.5
0.0027	7.2	6.5	2.5	7.2	6.5	2.5	7.2	6.5	2.5	7.2	6.5	2.5	7.2	6.5	2.5	7.2	7.5	3.5
0.0033	7.2	6.5	2.5	7.2	6.5	2.5	7.2	6.5	2.5	7.2	6.5	2.5	7.2	7.5	3.5	7.2	7.5	3.5
0.0039	7.2	6.5	2.5	7.2	6.5	2.5	7.2	6.5	2.5	7.2	6.5	2.5	7.2	7.5	3.5	7.2	7.5	3.5
0.0047	7.2	6.5	2.5	7.2	6.5	2.5	7.2	6.5	2.5	7.2	6.5	2.5	7.2	7.5	3.5	7.2	9.5	4.5
0.0056	7.2	6.5	2.5	7.2	6.5	2.5	7.2	6.5	2.5	7.2	7.5	3.5	7.2	7.5	3.5	7.2	9.5	4.5
0.0068	7.2	6.5	2.5	7.2	6.5	2.5	7.2	6.5	2.5	7.2	7.5	3.5	7.2	9.5	4.5	7.2	9.5	4.5
0.0082	7.2	6.5	2.5	7.2	6.5	2.5	7.2	6.5	2.5	7.2	7.5	3.5	7.2	9.5	4.5	7.2	9.5	4.5
0.010	7.2	6.5	2.5	7.2	6.5	2.5	7.2	6.5	2.5	7.2	7.5	3.5	7.2	9.5	4.5	7.2	10.0	5.0
0.012	7.2	6.5	2.5	7.2	6.5	2.5	7.2	6.5	2.5	7.2	9.5	4.5	7.2	9.5	4.5	7.2	11.0	6.0
0.015	7.2	6.5	2.5	7.2	6.5	2.5	7.2	6.5	2.5	7.2	9.5	4.5	7.2	10.0	5.0	7.2	11.0	6.0
0.018	7.2	6.5	2.5	7.2	6.5	2.5	7.2	6.5	2.5	7.2	9.5	4.5	7.2	11.0	6.0	7.2	11.0	6.0
0.022	7.2	6.5	2.5	7.2	6.5	2.5	7.2	7.5	3.5	7.2	10.0	5.0	7.2	11.0	6.0	--	--	--
0.027	7.2	6.5	2.5	7.2	6.5	2.5	7.2	7.5	3.5	7.2	11.0	6.0	7.2	11.0	6.0	--	--	--
0.033	7.2	6.5	2.5	7.2	6.5	2.5	7.2	7.5	3.5	7.2	11.0	6.0	--	--	--	--	--	--
0.039	7.2	6.5	2.5	7.2	6.5	2.5	7.2	7.5	3.5	7.2	11.0	6.0	--	--	--	--	--	--
0.047	7.2	6.5	2.5	7.2	6.5	2.5	7.2	9.5	4.5	7.2	11.0	6.0	--	--	--	--	--	--
0.056	7.2	6.5	2.5	7.2	6.5	2.5	7.2	9.5	4.5	--	--	--	--	--	--	--	--	--
0.068	7.2	6.5	2.5	7.2	6.5	2.5	7.2	9.5	4.5	--	--	--	--	--	--	--	--	--
0.082	7.2	6.5	2.5	7.2	6.5	2.5	7.2	10.0	5.0	--	--	--	--	--	--	--	--	--
0.10	7.2	6.5	2.5	7.2	7.5	3.5	7.2	10.0	5.0	--	--	--	--	--	--	--	--	--
0.12	7.2	6.5	2.5	7.2	9.5	4.5	7.2	11.0	6.0	--	--	--	--	--	--	--	--	--
0.15	7.2	7.5	3.5	7.2	9.5	4.5	7.2	11.0	6.0	--	--	--	--	--	--	--	--	--
0.18	7.2	7.5	3.5	7.2	9.5	4.5	--	--	--	--	--	--	--	--	--	--	--	--
0.22	7.2	7.5	3.5	7.2	10.0	5.0	--	--	--	--	--	--	--	--	--	--	--	--
0.27	7.2	9.5	4.5	7.2	10.0	5.0	--	--	--	--	--	--	--	--	--	--	--	--
0.33	7.2	9.5	4.5	7.2	11.0	6.0	--	--	--	--	--	--	--	--	--	--	--	--
0.39	7.2	9.5	4.5	7.2	11.0	6.0	--	--	--	--	--	--	--	--	--	--	--	--
0.47	7.2	10.0	5.0	7.2	11.0	6.0	--	--	--	--	--	--	--	--	--	--	--	--
0.56	7.2	10.0	5.0	7.2	11.0	6.0	--	--	--	--	--	--	--	--	--	--	--	--
0.68	7.2	11.0	6.0	--	--	--	--	--	--	--	--	--	--	--	--	--	--	--
0.82	7.2	11.0	6.0	--	--	--	--	--	--	--	--	--	--	--	--	--	--	--
1.0	7.2	11.0	6.0	--	--	--	--	--	--	--	--	--	--	--	--	--	--	--

Type B (P: 5mm)

Series code for Type B: JFJ1 (please refer to our [Part Number System](#))

(μF)	63VDC			100VDC			(μF)	63VDC			100VDC		
	W	H	T	W	H	T		W	H	T	W	H	T
0.10	--	--	--	7.2	6.5	2.5	0.39	7.2	7.5	3.5	7.2	9.5	4.5
0.12	--	--	--	7.2	6.5	2.5	0.47	7.2	7.5	3.5	7.2	10.0	5.0
0.15	7.2	6.5	2.5	7.2	7.5	3.5	0.56	7.2	9.5	4.5	7.2	10.0	5.0
0.18	7.2	6.5	2.5	7.2	7.5	3.5	0.68	7.2	9.5	4.5	7.2	11.0	6.0
0.22	7.2	6.5	2.5	7.2	7.5	3.5	0.82	7.2	9.5	4.5	7.2	11.0	6.0
0.27	7.2	6.5	2.5	7.2	9.5	4.5	1.0	7.2	10.0	5.0	7.2	11.0	6.0
0.33	7.2	7.5	3.5	7.2	9.5	4.5	1.5	7.2	11.0	6.0	--	--	--

Please visit our website to get more update data, those data & specification are subject to change without notice.